

RFID

RMU Cable Joint Temperature Monitoring

Features

- ✧ RFID Passive Temperature Sensing
- ✧ Batteryless sensor
- ✧ Digital Communication with CRC
- ✧ Sensor with unique ID, unlimited expansion
- ✧ MODBUS RTU protocol Interface

Cable Joint Accident Prevention

Cable joint of RMU will have temperature rise due to improper erection, aging, the resulting high temperature will eventually leads to insulation degrading and finally faulty condition. By monitor cable joint temperature in real time, user can recognize the temperature rise at early stage, therefore have enough time to arrange schedule maintenance to fix the connection problem.





RFID Passive Sensing


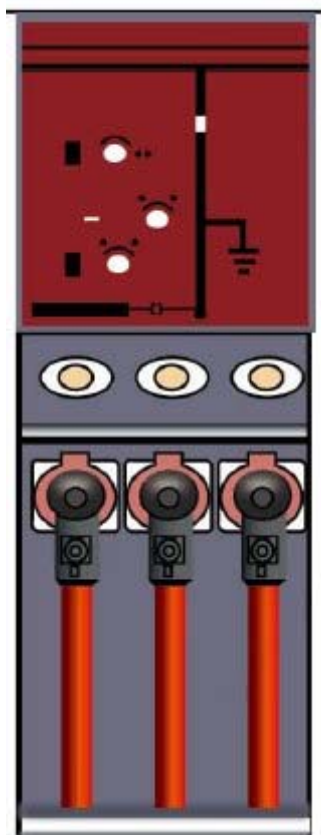
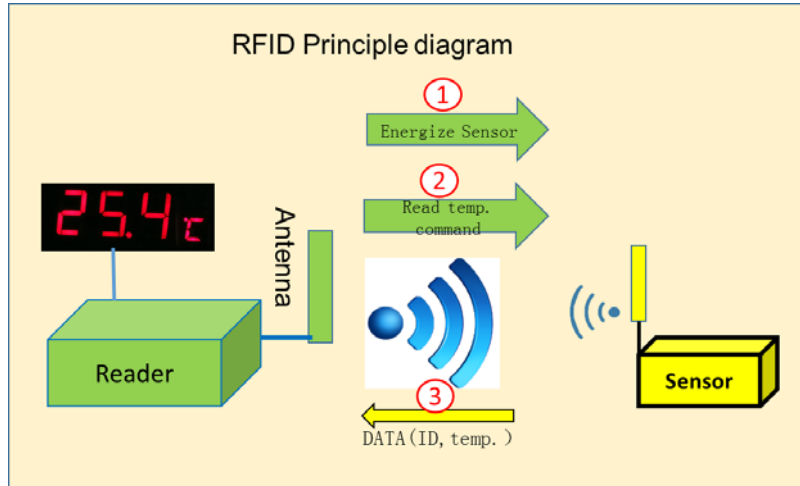
Other temperature monitoring technology, such as infrared, battery sensor, etc, all have their limitation that prevent it from been apply to cable joint monitoring, thus leave the cable joint temperature remain unknown to utility user.

PQSense developpe a unique passive sensing solution that can monitor the cable joint temperature in real time, solution features includes

1. Tiny passive sensor, size only 10x5x3mm ◦
2. Can embedded in existing component, such as nuts
3. Apply to both new and existing installation, easy to install, real time temperature measuring

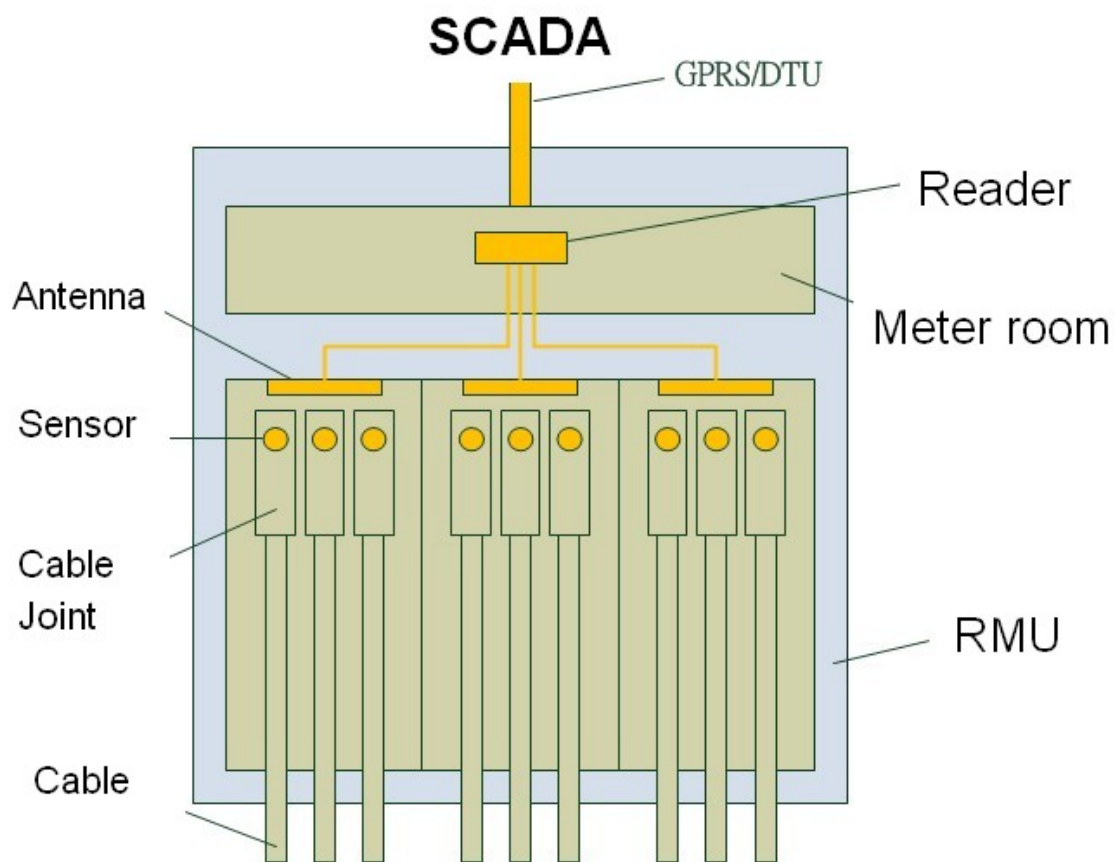


RFID Passive Sensing Principle Temperature Reader sending out RF signal to sensors, RF signal energized and wakes up sensor to perform temperature sensing, after measure the temperature, the sensors return the measured temperature to reader. The whole process is carry out under digital communication manner, with CRC error correction mechanism.

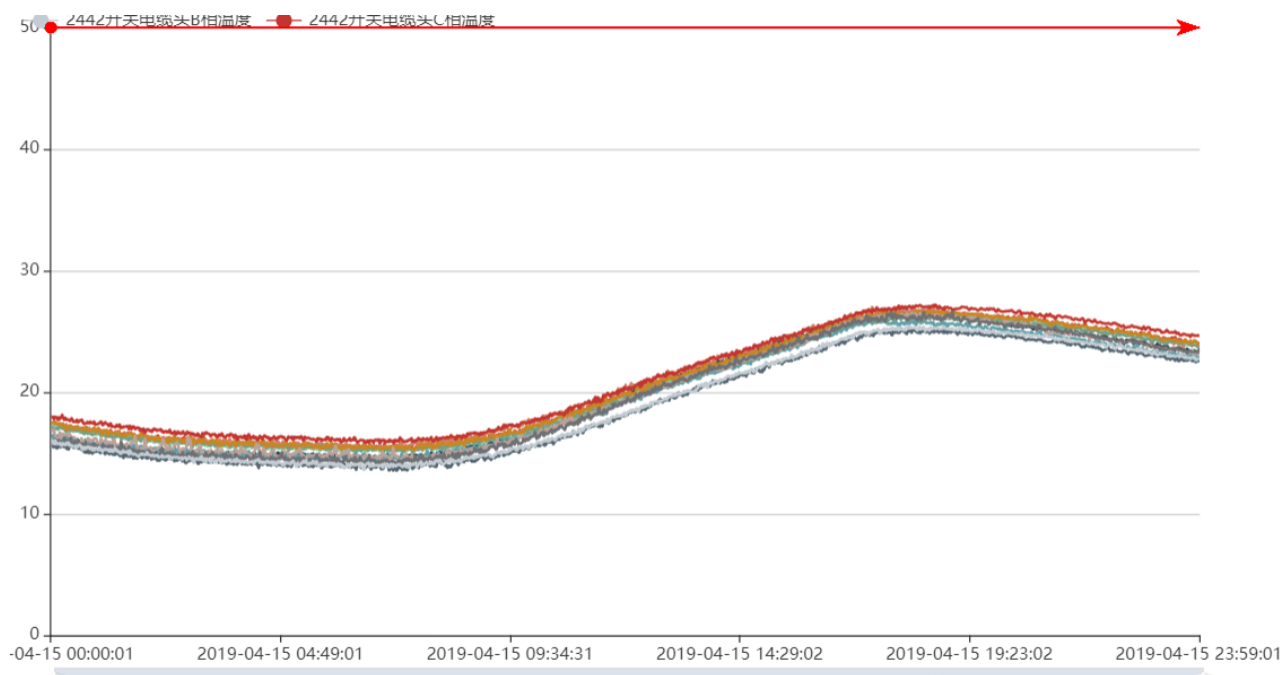


Nut Sensor	
<p>双头螺栓</p> <p>测温螺母</p>	<p>Sensor embede in nuts, applicable in new and existing installation</p>
<p>测温天线</p>	<p>Field installation example</p>

System Structure



Trend Curve



Technical Spec.

Reader			
Part Number	PQS-RD-01	PQS-RD-11/4	PQS-RD-11/8
Operating	-20°C to +70°C		
Frequency Range	902MHZ - 927MHZ (Selectable)		
Antenna Ports	4	4	8
Read Range	~250 cm		
Dimension	80x 45 x 115 mm	190 x 101 x 41mm	
Communication	1 Set RS485 / MODBUS	2 Sets RS485/MODBUS	
Power Supply	AC/DC 85-265V		
Antenna			
Part Number	PQS-AN-11		
Dimension	142 x 106 x 15 mm		
Sensor			
Part Number	PQS-SR-11		
Measuring Range	-40°C to +125°C		
Accuracy	+/- 2°C		
Dimension	10x 5 x 3 mm		

PQSense Technology Ltd
Email: Inquire@pqsense.com

No. 110 8F, Keelung Road, Sec. 2 Taiepi, Taiwan
Tel : +886 2 27350332
Web Site: pqsense.weebly.com / www.pqsense.com.tw